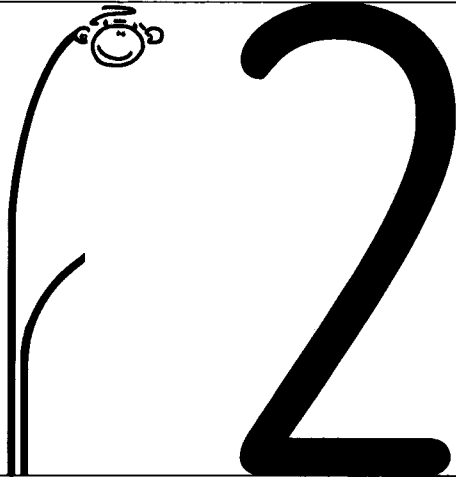


## Numbers - Pushing




Push around.  
Pull and  
Slide down.  
Push a line (along the ground).

*Practise the letter on the lines below, starting alongside the tree.*




The full set of letter cards is available as a pack of playing cards.  
Details and downloadable instructions for games on [www.kineticletters.com](http://www.kineticletters.com).  
This sheet may be copied by the School for the sole purpose of sending to  
parents/guardians/carers of pupils in the School.

## Numbers - Pushing



Push around.  
Pull in (to Skip's branch).  
Push around and  
Pull in (along the ground).


*Practise the letter on the lines below, starting alongside the tree.*



The full set of letter cards is available as a pack of playing cards.  
Details and downloadable instructions for games on [www.kineticletters.com](http://www.kineticletters.com).  
This sheet may be copied by the School for the sole purpose of sending to  
parents/guardians/carers of pupils in the School.


# Kinetic Letters®

## Numbers - Pushing



Push a top line across.  
Slide down.

*Practise the letter on the lines below, starting alongside the tree.*




The full set of letter cards is available as a pack of playing cards.  
Details and downloadable instructions for games on [www.kineticletters.com](http://www.kineticletters.com).  
This sheet may be copied by the School for the sole purpose of sending to  
parents/guardians/carers of pupils in the School.

© Kinetic Letters 2016

# Kinetic Letters®

## Numbers - Pushing



Down (to Skip's branch).  
Push around and  
Pull in (along the ground).  
*-pen off-*  
Push a top line across.


*Practise the letter on the lines below, starting alongside the tree.*

Three sets of handwriting practice lines. Each set consists of three horizontal lines. On the left side of each set is a small tree with a trunk and two branches, each ending in a small circular fruit. The top line of each set is aligned with the top of the tree's canopy.

The full set of letter cards is available as a pack of playing cards.  
Details and downloadable instructions for games on [www.kineticletters.com](http://www.kineticletters.com).  
This sheet may be copied by the School for the sole purpose of sending to  
parents/guardians/carers of pupils in the School.


© Kinetic Letters 2016

## Numbers - Pulling




Pull around and  
Push (along the ground).  
On round and join.

*Practise the letter on the lines below, starting alongside the tree.*




The full set of letter cards is available as a pack of playing cards.  
Details and downloadable instructions for games on [www.kineticletters.com](http://www.kineticletters.com).  
This sheet may be copied by the School for the sole purpose of sending to  
parents/guardians/carers of pupils in the School.

## Numbers - Pulling




Pull around and  
Push (along the ground).  
Up and  
Pull around (to Skip's branch).

*Practise the letter on the lines below, starting alongside the tree.*

Four sets of handwriting practice lines are provided. Each set consists of a top line, a middle line, and a bottom line. A small tree illustration is placed at the start of each set of lines, with its trunk on the bottom line and its branch reaching towards the top line.

The full set of letter cards is available as a pack of playing cards.  
Details and downloadable instructions for games on [www.kineticletters.com](http://www.kineticletters.com).  
This sheet may be copied by the School for the sole purpose of sending to  
parents/guardians/carers of pupils in the School.

## Numbers - Pulling



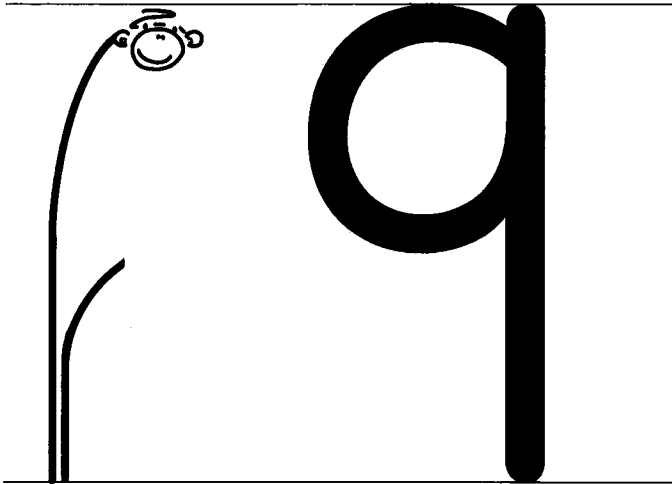
Pull around and  
Push,  
Pull back (along the ground),  
Push up,  
Pull back and join.

*Practise the letter on the lines below, starting alongside the tree.*




The full set of letter cards is available as a pack of playing cards.  
Details and downloadable instructions for games on [www.kineticletters.com](http://www.kineticletters.com).  
This sheet may be copied by the School for the sole purpose of sending to  
parents/guardians/carers of pupils in the School.

## Numbers - Pulling



Pull around (to Skip's branch) and  
Up.  
Down-bump.

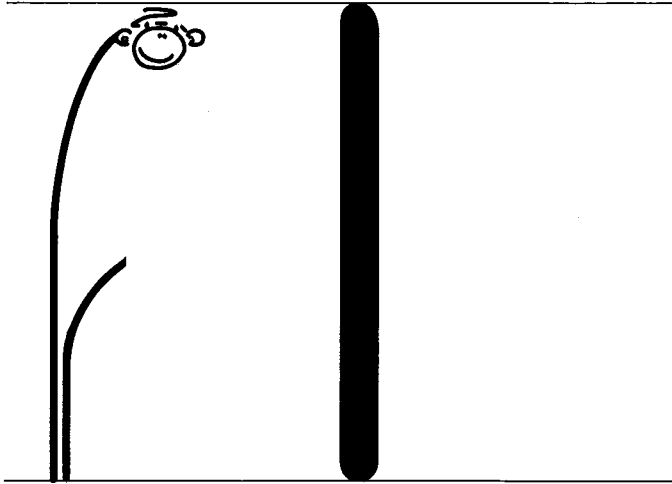
*Practise the letter on the lines below, starting alongside the tree.*

A series of horizontal lines for handwriting practice. On the left side of each line, there is a small illustration of a tree branch with a monkey, similar to the one in the main illustration. There are four such lines, each with a monkey illustration.

The full set of letter cards is available as a pack of playing cards.  
Details and downloadable instructions for games on [www.kineticletters.com](http://www.kineticletters.com).  
This sheet may be copied by the School for the sole purpose of sending to  
parents/guardians/carers of pupils in the School.




# Numbers - Pulling



Down-bump.


*Practise the letter on the lines below, starting alongside the tree.*



The full set of letter cards is available as a pack of playing cards.  
Details and downloadable instructions for games on [www.kineticletters.com](http://www.kineticletters.com).  
This sheet may be copied by the School for the sole purpose of sending to parents/guardians/carers of pupils in the School.


# Kinetic Letters®

## Numbers - Pulling



Pull down (to just under Skip's branch),  
Push across.  
-pen off-  
Down-bump.

*Practise the letter on the lines below, starting alongside the tree.*



The full set of letter cards is available as a pack of playing cards.  
Details and downloadable instructions for games on [www.kineticletters.com](http://www.kineticletters.com).  
This sheet may be copied by the School for the sole purpose of sending to parents/guardians/carers of pupils in the School.

© Kinetic Letters 2016