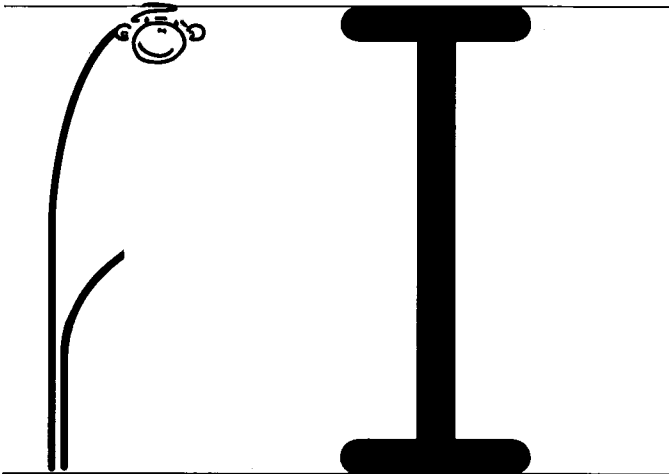


Kinetic Letters®

Capitals – Straight line group



Down-bump.


-pen off-

Push a top line across.

-pen off-

Push a line (along the ground).

Practise the letter on the lines below, starting alongside the tree.



The full set of letter cards is available as a pack of playing cards.


Details and downloadable instructions for games on www.kineticletters.com.

This sheet may be copied by the School for the sole purpose of sending to parents/guardians/carers of pupils in the School.

© Kinetic Letters 2016

Kinetic Letters®

Capitals – Straight line group



Down-bump.

Push a line (along the ground).


-pen off-

Push a top line across.

-pen off-

Push a middle line across.

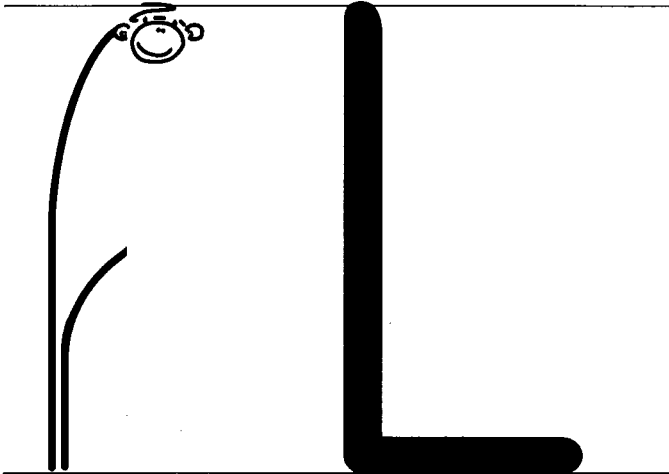
Practise the letter on the lines below, starting alongside the tree.



The full set of letter cards is available as a pack of playing cards.
Details and downloadable instructions for games on www.kineticletters.com.
This sheet may be copied by the School for the sole purpose of sending to parents/guardians/carers of pupils in the School.

© Kinetic Letters 2016

Capitals – Straight line group



Down-bump.
Push a line (along the ground).


Practise the letter on the lines below, starting alongside the tree.

Handwriting practice lines for the letter L. Each line starts with a tree trunk illustration on the left. There are four sets of lines, each consisting of a top line, a middle line, and a bottom line. The tree trunk is positioned between the top and middle lines.

The full set of letter cards is available as a pack of playing cards.
Details and downloadable instructions for games on www.kineticletters.com.
This sheet may be copied by the School for the sole purpose of sending to parents/guardians/carers of pupils in the School.

Kinetic Letters®

Capitals – Straight line group



Down-bump.


-pen off-

Push a top line across.

-pen off-

Push a middle line across.

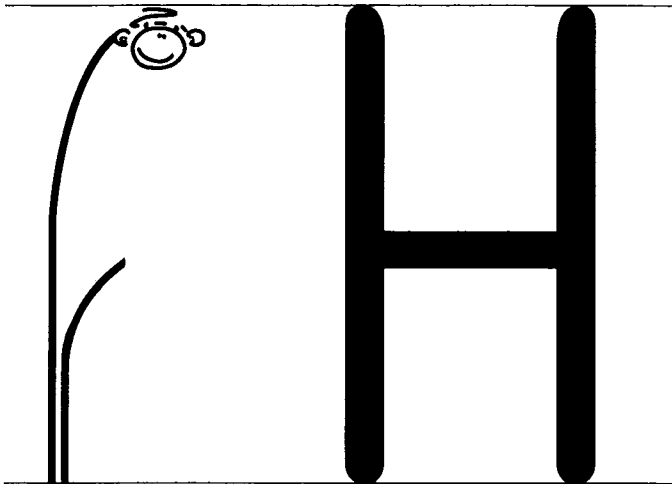
Practise the letter on the lines below, starting alongside the tree.



The full set of letter cards is available as a pack of playing cards.
Details and downloadable instructions for games on www.kineticletters.com.
This sheet may be copied by the School for the sole purpose of sending to parents/guardians/carers of pupils in the School.


© Kinetic Letters 2016

Capitals – Straight line group



Down-bump. -pen off-
Down-bump. -pen off-
Push a middle line across.


Practise the letter on the lines below, starting alongside the tree.



The full set of letter cards is available as a pack of playing cards.
Details and downloadable instructions for games on www.kineticletters.com.
This sheet may be copied by the School for the sole purpose of sending to
parents/guardians/carers of pupils in the School.

Kinetic Letters®

Capitals – Straight line group



Down-bump.

-pen off-

Push a top line across.

Practise the letter on the lines below, starting alongside the tree.

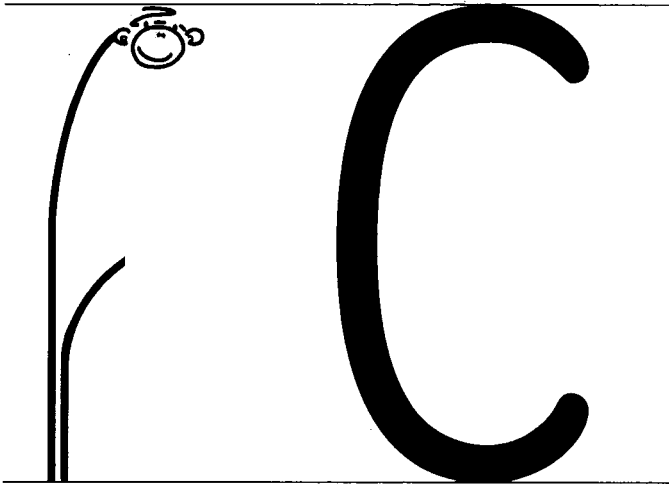


The full set of letter cards is available as a pack of playing cards.
Details and downloadable instructions for games on www.kineticletters.com.
This sheet may be copied by the School for the sole purpose of sending to parents/guardians/carers of pupils in the School.

© Kinetic Letters 2016


Kinetic Letters®

Capitals – Curved line group



Pull around and
Push (along the ground).

Practise the letter on the lines below, starting alongside the tree.

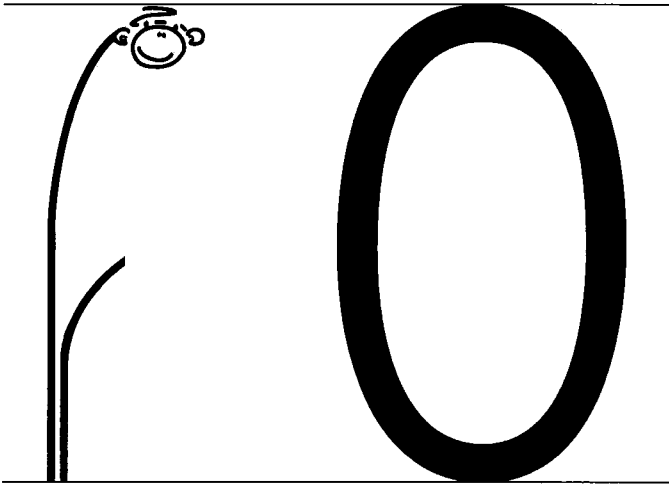


The full set of letter cards is available as a pack of playing cards.
Details and downloadable instructions for games on www.kineticletters.com.
This sheet may be copied by the School for the sole purpose of sending to
parents/guardians/carers of pupils in the School.

© Kinetic Letters 2016


Kinetic Letters®

Capitals – Curved line group



Pull around and
Push (along the ground).
On round and join.


Practise the letter on the lines below, starting alongside the tree.



The full set of letter cards is available as a pack of playing cards.
Details and downloadable instructions for games on www.kineticletters.com.
This sheet may be copied by the School for the sole purpose of sending to
parents/guardians/carers of pupils in the School.


© Kinetic Letters 2016

Capitals – Curved line group



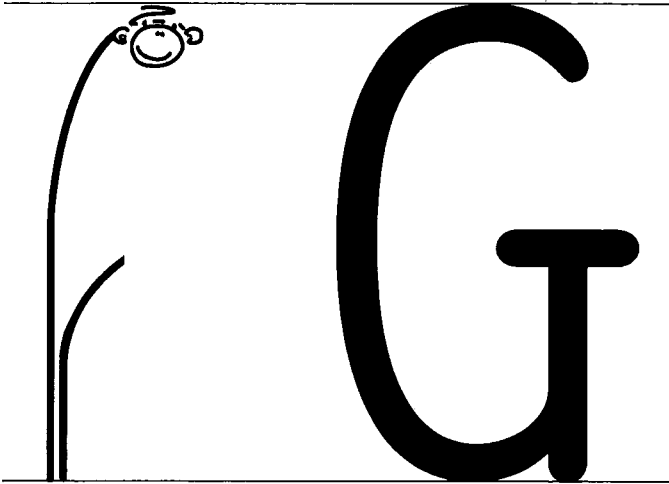
Pull around and
Push.
Pull back (along the ground).

Practise the letter on the lines below, starting alongside the tree.




The full set of letter cards is available as a pack of playing cards.
Details and downloadable instructions for games on www.kineticletters.com.
This sheet may be copied by the School for the sole purpose of sending to
parents/guardians/carers of pupils in the School.

Capitals – Curved line group




Pull around and
Push (along the ground).
Up. Down-bump.
-pen off-
Push a middle line across.

Practise the letter on the lines below, starting alongside the tree.




The full set of letter cards is available as a pack of playing cards.
Details and downloadable instructions for games on www.kineticletters.com.
This sheet may be copied by the School for the sole purpose of sending to
parents/guardians/carers of pupils in the School.

Capitals – Curved line group




Practise the letter on the lines below, starting alongside the tree.

The form consists of three sets of handwriting practice lines. Each set is bounded by three horizontal lines. On the left side of each set, there is a small tree illustration, similar to the one in the main illustration, positioned at the top line. The rest of the lines are blank for practice.

The full set of letter cards is available as a pack of playing cards.
Details and downloadable instructions for games on www.kineticletters.com.
This sheet may be copied by the School for the sole purpose of sending to parents/guardians/carers of pupils in the School.

Kinetic Letters®

Capitals – Lines with curves group




Down-bump.

-pen off-

Push over.

Pull in (along the ground).

Practise the letter on the lines below, starting alongside the tree.




The full set of letter cards is available as a pack of playing cards.
Details and downloadable instructions for games on www.kineticletters.com.
This sheet may be copied by the School for the sole purpose of sending to parents/guardians/carers of pupils in the School.

© Kinetic Letters 2016

Kinetic Letters®

Capitals – Lines with curves group




Down-bump.

-pen off-

Push over.

Pull in (to Skip's branch).

Practise the letter on the lines below, starting alongside the tree.




The full set of letter cards is available as a pack of playing cards.
Details and downloadable instructions for games on www.kineticletters.com.
This sheet may be copied by the School for the sole purpose of sending to parents/guardians/carers of pupils in the School.

© Kinetic Letters 2016

Kinetic Letters®

Capitals – Lines with curves group



Down-bump.

-pen off-


Push over.

Pull in (to Skip's branch).

Push over.

Pull in (along the ground).

Practise the letter on the lines below, starting alongside the tree.




The full set of letter cards is available as a pack of playing cards.
Details and downloadable instructions for games on www.kineticletters.com.
This sheet may be copied by the School for the sole purpose of sending to parents/guardians/carers of pupils in the School.

© Kinetic Letters 2016

Kinetic Letters®

Capitals – Lines with curves group



Down-bump.


-pen off-

Push over.

Pull in (to Skip's branch).

Slide down.

Practise the letter on the lines below, starting alongside the tree.




The full set of letter cards is available as a pack of playing cards.
Details and downloadable instructions for games on www.kineticletters.com.
This sheet may be copied by the School for the sole purpose of sending to parents/guardians/carers of pupils in the School.

© Kinetic Letters 2016


Kinetic Letters®

Capitals – Lines with curves group



Down and
Pull back (along the ground).
-pen off-
Push a top line across.

Practise the letter on the lines below, starting alongside the tree.




The full set of letter cards is available as a pack of playing cards.
Details and downloadable instructions for games on www.kineticletters.com.
This sheet may be copied by the School for the sole purpose of sending to
parents/guardians/carers of pupils in the School.

© Kinetic Letters 2016


Kinetic Letters®

Capitals – Lines with curves group



Down.
Push (along the ground).
Push up.


Practise the letter on the lines below, starting alongside the tree.



The full set of letter cards is available as a pack of playing cards.
Details and downloadable instructions for games on www.kineticletters.com.
This sheet may be copied by the School for the sole purpose of sending to parents/guardians/carers of pupils in the School.

© Kinetic Letters 2016

Capitals – Sliding lines group



Slide-down.


-pen off-

Slide-down.

-pen off-

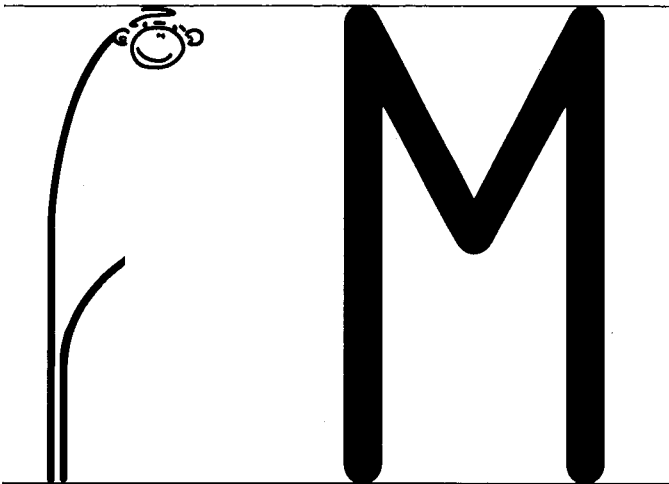
Push a middle line across.

Practise the letter on the lines below, starting alongside the tree.



The full set of letter cards is available as a pack of playing cards.
Details and downloadable instructions for games on www.kineticletters.com.
This sheet may be copied by the School for the sole purpose of sending to
parents/guardians/carers of pupils in the School.

Capitals – Sliding lines group



Down-bump.


-pen off-

Slide down (to Skip's branch).

Slide up.

Down-bump.

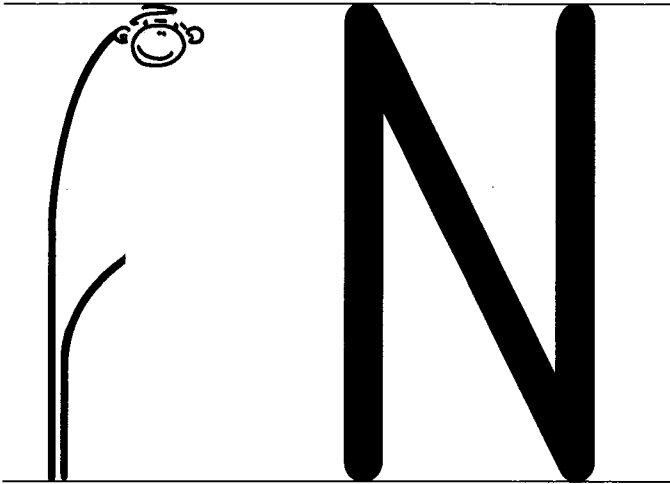
Practise the letter on the lines below, starting alongside the tree.



The full set of letter cards is available as a pack of playing cards.
Details and downloadable instructions for games on www.kineticletters.com.
This sheet may be copied by the School for the sole purpose of sending to
parents/guardians/carers of pupils in the School.


Kinetic Letters®

Capitals – Sliding lines group



Down-bump.
-pen off-
Slide down,
Up.


Practise the letter on the lines below, starting alongside the tree.



The full set of letter cards is available as a pack of playing cards.
Details and downloadable instructions for games on www.kineticletters.com.
This sheet may be copied by the School for the sole purpose of sending to parents/guardians/carers of pupils in the School.


© Kinetic Letters 2016

Capitals – Sliding lines group



Slide down.
Slide up (to Skip's branch).
Slide down.
Slide up.

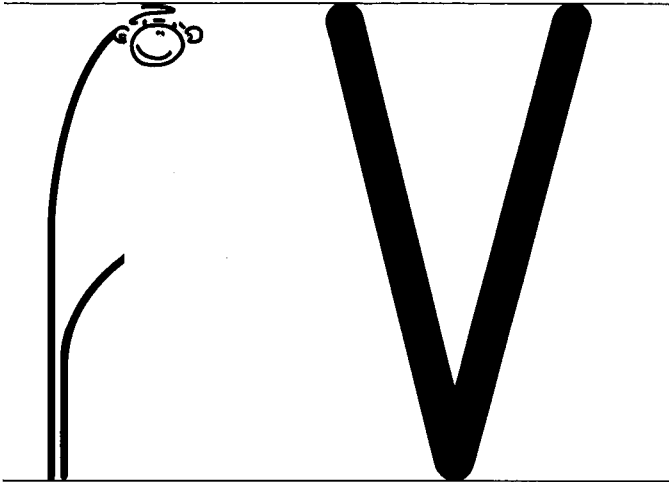
Practise the letter on the lines below, starting alongside the tree.



The full set of letter cards is available as a pack of playing cards.
Details and downloadable instructions for games on www.kineticletters.com.
This sheet may be copied by the School for the sole purpose of sending to parents/guardians/carers of pupils in the School.


Kinetic Letters®

Capitals – Sliding lines group



Slide down.
Slide up.

Practise the letter on the lines below, starting alongside the tree.

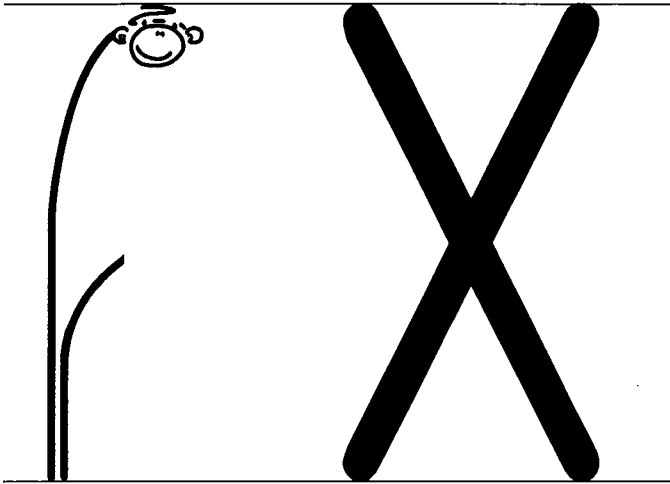


The full set of letter cards is available as a pack of playing cards.
Details and downloadable instructions for games on www.kineticletters.com.
This sheet may be copied by the School for the sole purpose of sending to parents/guardians/carers of pupils in the School.

© Kinetic Letters 2016


Kinetic Letters®

Capitals – Sliding lines group



Slide down.
-pen off-
Slide down.

Practise the letter on the lines below, starting alongside the tree.

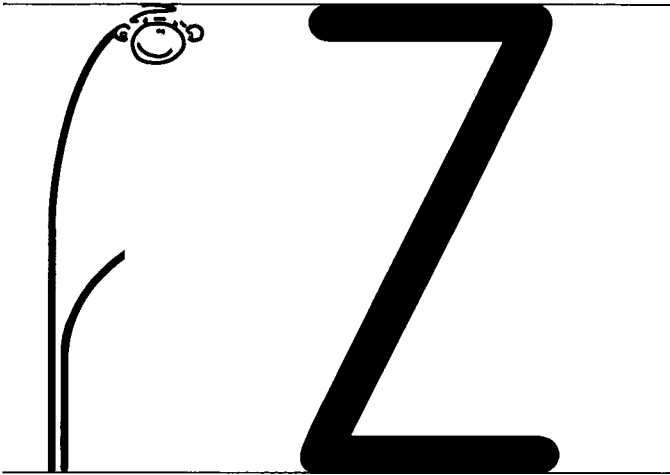


The full set of letter cards is available as a pack of playing cards.
Details and downloadable instructions for games on www.kineticletters.com.
This sheet may be copied by the School for the sole purpose of sending to parents/guardians/carers of pupils in the School.

© Kinetic Letters 2016


Kinetic Letters®

Capitals – Sliding lines group



Push a top line across.
Slide down.
Push a line (along the ground).

Practise the letter on the lines below, starting alongside the tree.

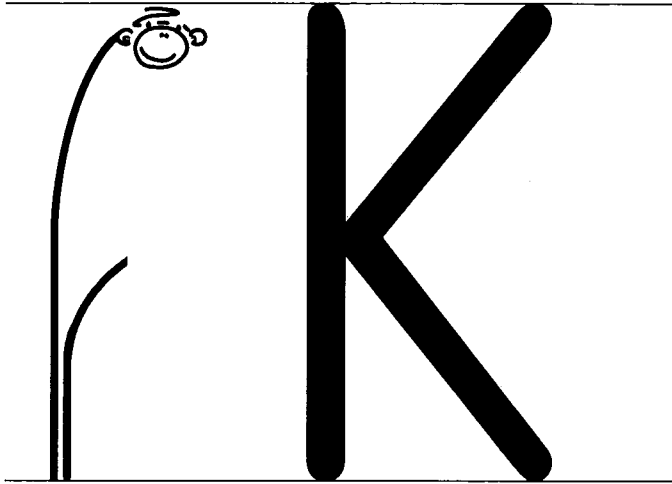


The full set of letter cards is available as a pack of playing cards.
Details and downloadable instructions for games on www.kineticletters.com.
This sheet may be copied by the School for the sole purpose of sending to parents/guardians/carers of pupils in the School.

© Kinetic Letters 2016

Kinetic Letters®

Capitals – Sliding lines group




Down-bump.

-pen off-

Slide in (to Skip's branch).

Slide out.

Practise the letter on the lines below, starting alongside the tree.




The full set of letter cards is available as a pack of playing cards.
Details and downloadable instructions for games on www.kineticletters.com.
This sheet may be copied by the School for the sole purpose of sending to parents/guardians/carers of pupils in the School.

© Kinetic Letters 2016


Kinetic Letters®

Capitals – Sliding lines group



Slide down (to Skip's branch).
Slide up.
-pen off-
Down-bump.

Practise the letter on the lines below, starting alongside the tree.



The full set of letter cards is available as a pack of playing cards.
Details and downloadable instructions for games on www.kineticletters.com.
This sheet may be copied by the School for the sole purpose of sending to parents/guardians/carers of pupils in the School.

© Kinetic Letters 2016