

# Road Safety Education in Hampshire

The Primary Road Safety update for parents and guardians of Hampshire pupils

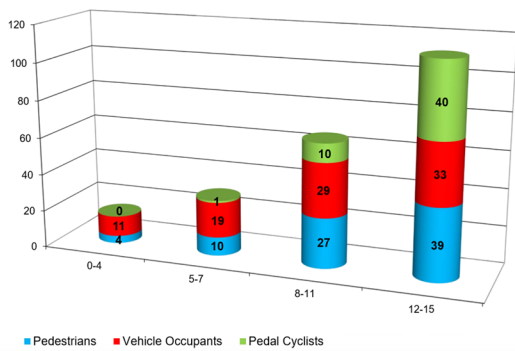
Road Safety is an essential life skill which needs to be taught and reinforced from a young age.

Hampshire County Council's Road Safety Team usually provide various ways of helping schools to share these messages and as this is currently not possible, we need your support to keep Hampshire's young people safe.

With 223 child casualties on Hampshire's roads in 2019, it is imperative that your child is aware of the dangers of the road, the risks and how to keep themselves and their friends safe.

As the graphs show, young people are more at risk the older they get and as they begin to travel more independently. Teaching basic road safety skills from an early age and reinforcing these during their primary school years will help us ensure casualties within this age group are reduced and pupils are aware of the dangers as they reach secondary school and beyond.

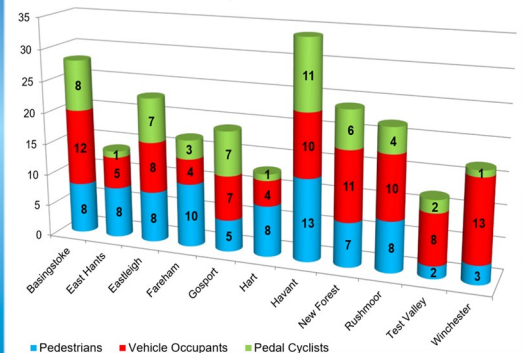
Child casualties in Hampshire in 2019 – by age



## REGISTER YOUR CHILD'S FREE PLACE

See overleaf to find out about a brand new webinar the Road Safety Team are launching for children to watch and take part in at home to teach them key pedestrian and cycle safety messages.

Child casualties in Hampshire in 2019 – by district



## School journey

Support and resources for sharing the Green Cross Code with your children as well as relevant pedestrian safety messages for older primary children who will soon be travelling more independently.

The school journey, once we return to it, is where most children and parents are on 'auto-pilot' whether in the car or on foot. We all need to remember - we must give the road our full attention at all times. The video links below remind parents of how they should travel safely - holding hands, not being distracted and not going ahead of parents. We must be fully aware of driveways and cars reversing and so it is essential children stay close to their parents whenever they are out walking, scooting or cycling.

- [www.think.gov.uk/resource/first-journeys/](http://www.think.gov.uk/resource/first-journeys/)
- [www.think.gov.uk/resource/expect-the-unexpected/](http://www.think.gov.uk/resource/expect-the-unexpected/)

The Road Safety Team also have copies of a simple green cross poster which could be emailed to you. To request these as well as copies of a children's highway code, please email [road.safety@hants.gov.uk](mailto:road.safety@hants.gov.uk).




# Teach their teddies



The key vocabulary when teaching younger children to cross the road safely are 'stop, look, listen and think.'

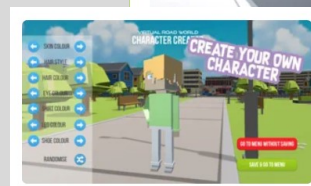
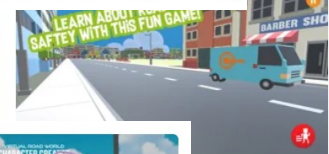
The Road Safety team would appreciate your support in getting this message across and the best way to learn this is to share the message with others - children love 'teaching' teddies and dolls, so get them to do so. Simply place a skipping rope on the floor as the 'kerb', and quickly transform a doll or teddy into a string puppet by tying a piece of string to each arm and tying the other end to a small ruler. Just listen to your child instructing their 'puppet' to 'stop at the kerb', which will drum the message in for them.



If you would like to share the video or photos with the Road Safety team, please email them to [road.safety@hants.gov.uk](mailto:road.safety@hants.gov.uk)

## Virtual Road World (VRW)

Going out for your daily exercise is the ideal time to discuss road safety with your children. If your own work means this isn't possible and your child has access to an Apple device, download VRW and explore the rules and strategies for staying safe in a virtual world. The application enables children to immerse themselves in a virtual environment - creating their own character and completing various quests which require them to navigate themselves around the city, crossing roads safely.



This is an opportunity for them to educate themselves with a real life problem, in the safety of their own home.

## Road safety poster



Please ask your children to help us share our key road safety messages by producing a bright, simple, effective poster for the Road Safety Team to share on Twitter?

The poster can refer to pedestrian, cycle or in-car safety - following the green cross code, not being distracted, wearing a cycle helmet, being bright or always wearing a seatbelt. Make sure they include a clear, bold, simple slogan linked to the message so it jumps out at the reader.

Completed posters can be scanned or photographed and emailed to [road.safety@hants.gov.uk](mailto:road.safety@hants.gov.uk) during the Spring term.