

This week we are focusing on

Fractions

(worksheets attached)

Monday

Today we are going to revisit our learning about fractions. Look at the PowerPoint on the website to remind yourselves that fractions are equal parts of something, in this case 2D shapes. Complete the worksheet attached by sorting the halves and quarters into the correct column. Look carefully though as there may be some that appear to be one thing but are actually another!

Challenge

Use the 3 shapes at the top of the page to find a third. Think about how many equal parts you need and how many should be shaded.

Thursday


Now that we have used the bar model to help us find fractions we can use it to solve number sentences. The bar model can be used to show all the possible fractions that a number can be equally shared into. Watch the Seesaw clip to learn about today's task and follow the examples. Then have a go at the worksheet provided, making sure to use your bar model to help you!

$\frac{1}{2}$ of 20 =	$\frac{1}{3}$ of 9 =	$\frac{1}{2}$ of 10 =
$\frac{1}{4}$ of 8 =	$\frac{1}{2}$ of 16 =	$\frac{1}{3}$ of 15 =

Remember to share anything you have done on SeeSaw!

Tuesday

Today we are going to start thinking about fractions of an amount. The worksheet has amounts of objects e.g. 4 bananas and your task is to find the fraction. Watch the Seesaw clip to see how we can use the bar model to help us with today's task. Make sure you practise with the bar model for each question as this will help you be ready for tomorrow's maths.



Friday

Today we are going to use our reasoning skills when solving some fraction problems. You can show your working out by using a bar model.

Remember to explain your thinking/method in full sentences and as always share your work on Seesaw ;)

N.B. The problems are mixed ability levels so be guided by your child.




Extra Online Activities -

Topmarks -

https://phet.colorado.edu/sims/html/fractions-intro/latest/fractions-intro_en.html

This game allows children to experiment with different fractions before playing levels.

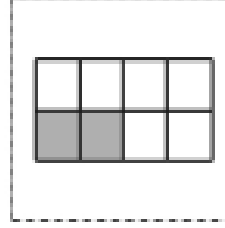
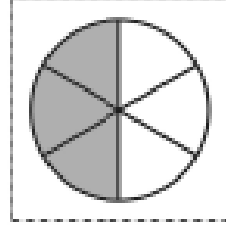
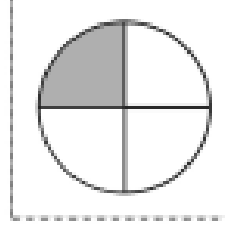
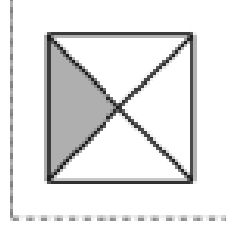
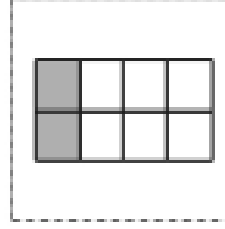
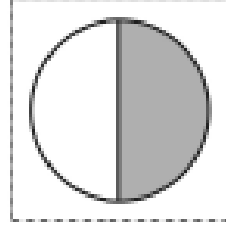
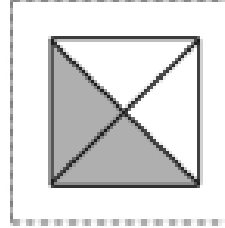
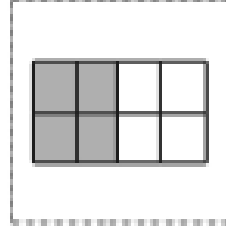
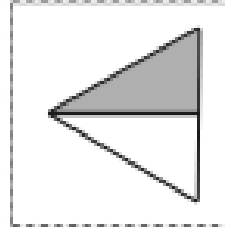
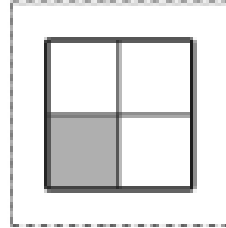
Monday



Halves or Quarters Sorting

Sort the fractions into halves and quarters.



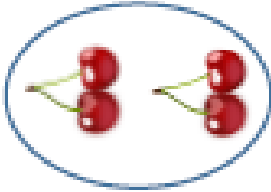

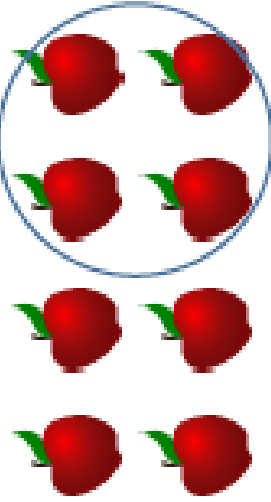


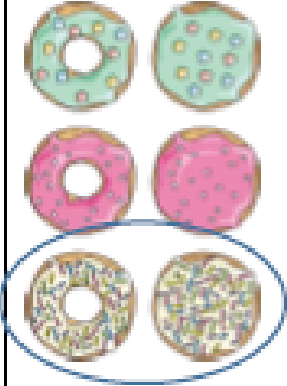
Halves	Quarters



Unit Fractions

Learning Outcome: To identify the unit fractions: $\frac{1}{2}$, $\frac{1}{3}$, $\frac{1}{4}$

Task: Tick the fraction of objects that have been circled.

	
$\frac{1}{3}$	$\frac{1}{2}$
$\frac{1}{3}$	$\frac{1}{3}$
$\frac{1}{4}$	$\frac{1}{4}$
	
$\frac{1}{2}$	$\frac{1}{2}$
$\frac{1}{3}$	$\frac{1}{3}$
$\frac{1}{4}$	$\frac{1}{4}$
	
$\frac{1}{2}$	$\frac{1}{2}$
$\frac{1}{3}$	$\frac{1}{3}$
$\frac{1}{4}$	$\frac{1}{4}$
	
$\frac{1}{2}$	$\frac{1}{2}$
$\frac{1}{3}$	$\frac{1}{3}$
$\frac{1}{4}$	$\frac{1}{4}$

Thursday

$$\frac{3}{4} \text{ of } 20 =$$

$$\frac{1}{3} \text{ of } 9 =$$

$$\frac{1}{2} \text{ of } 18 =$$

$$\frac{2}{4} \text{ of } 8 =$$

$$\frac{1}{2} \text{ of } 16 =$$

$$\frac{2}{3} \text{ of } 15 =$$

Friday

Alex is folding two identical paper strips.

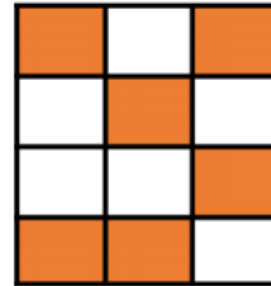


I think $\frac{1}{4}$ of the strip will be bigger than $\frac{1}{2}$ of the strip because 4 is bigger than 2

Use paper strips to prove Alex is incorrect.

Dora is asked to shade half of her shape.

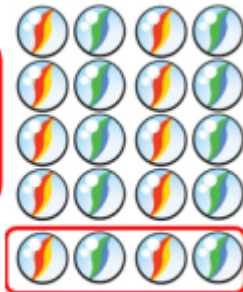
This is what she shades.



Is she correct? Explain why.

Eva says,

I have $\frac{1}{4}$ because I have 4 marbles.



Do you agree? Explain why.

Picnic panic

Class 2W are having a picnic.
The children have brought sandwiches.

Jane has brought jam sandwiches.



Tom has brought tomato sandwiches.



Charlie has brought cheese sandwiches.



Sally has brought salad sandwiches.



* The children share the sandwiches so that each child has the same amount of each sandwich. What do they each receive?