


Monday

Let's start the week with a problem!



There are 10 children in a class. How many boys and girls **could** there be?
Can you find all the possibilities?

Watch the Seesaw clip for some hints on solving the problem!

Tuesday

Watch this clip all about number bonds to 10

<https://www.youtube.com/watch?v=ID9tjBUiXs0>



Then complete the part-whole models on the sheet below

This week we are focusing on

Number Bonds



Key learning area:

- Identify & represent numbers using objects and pictorial representations
- Use the language of equal to, more than, less than (fewer), most, least

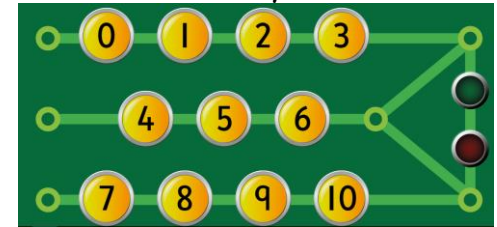
Remember to share anything you have done on SeeSaw!



For a bit of fun and to impress your family why not print off and try out the Number Bond 'Fortune Teller' below.

Thursday

Play the game below to help get quicker at knowing your number bonds to 10 mentally.



<https://www.topmarks.co.uk/maths-games/hit-the-button>


Select 'Number Bonds' then 'make 10'

(You can always challenge yourself by trying 'make 20')

PRACTICE MAKES **PERFECT**

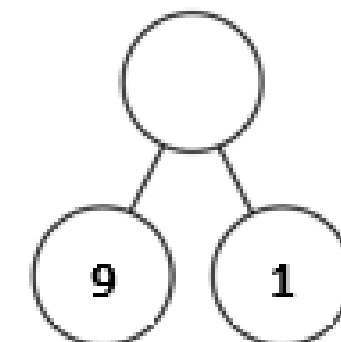
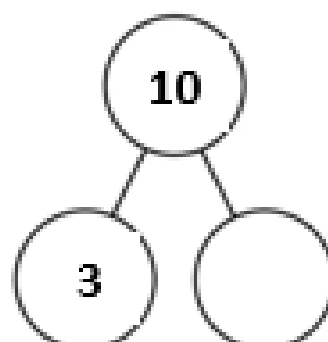
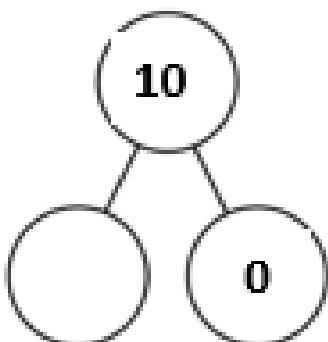
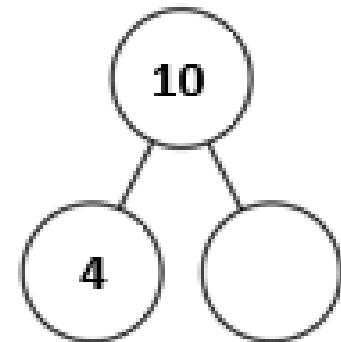
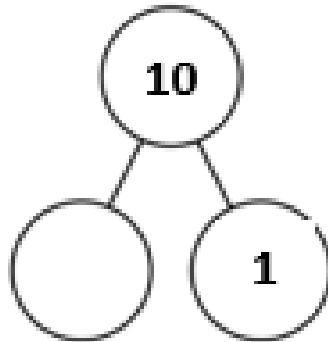
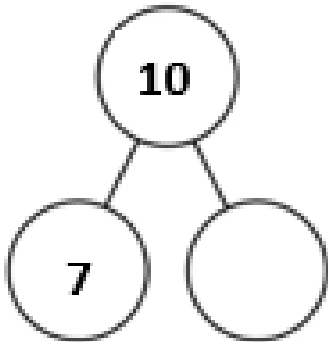
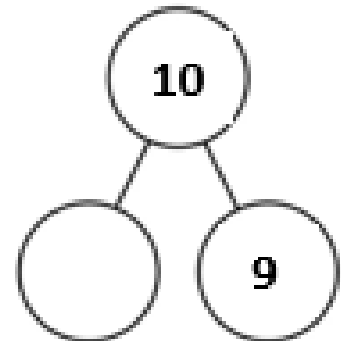
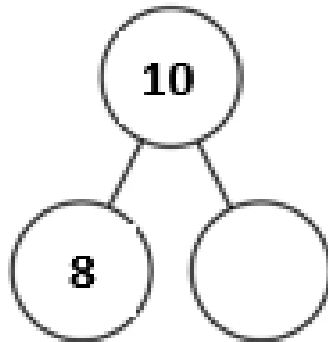
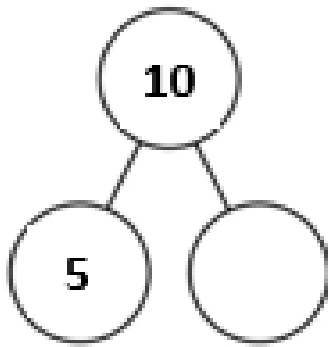
Friday

Now you are an expert at number bonds to 10 have a go at solving the 'One Big Triangle' problem.



Tuesday

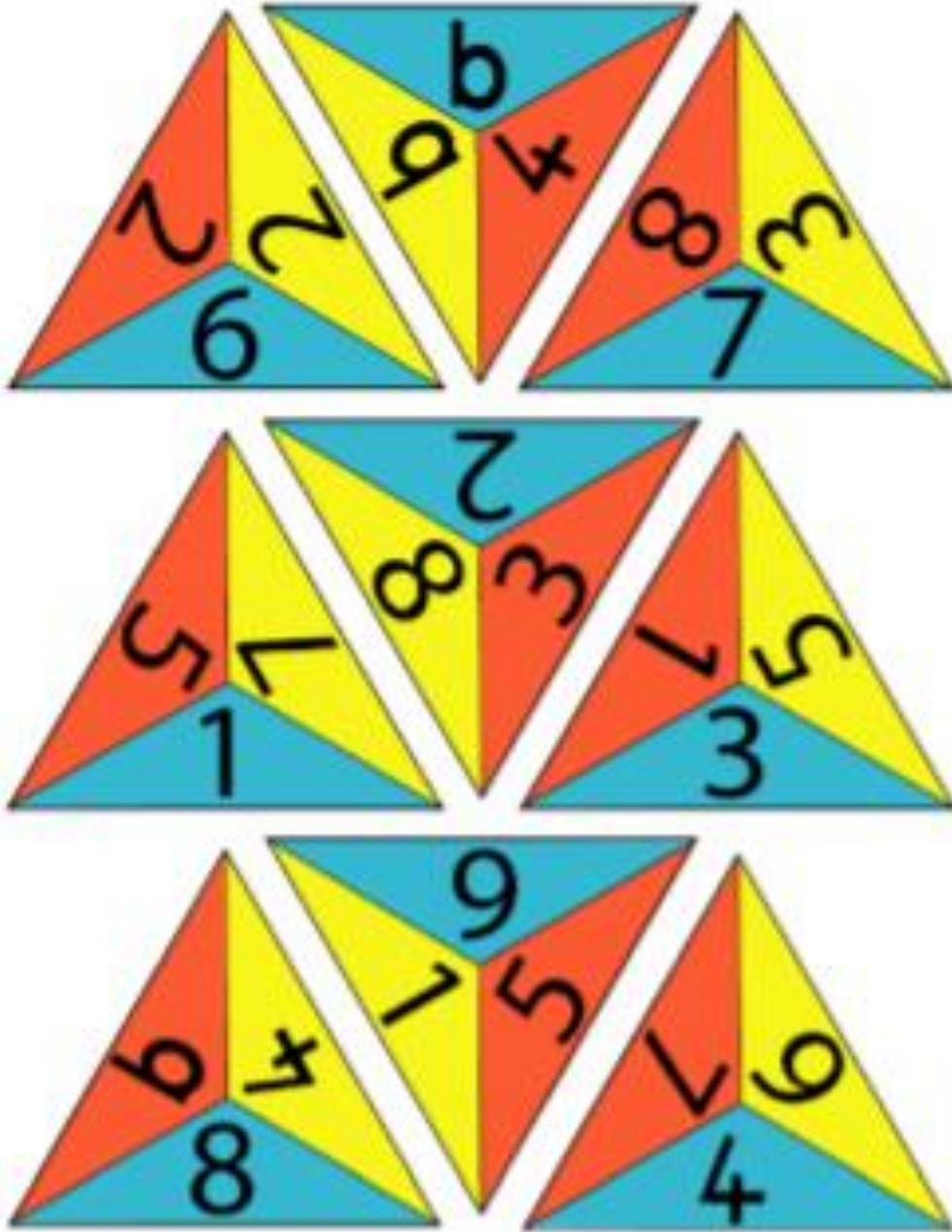
Complete the part-whole models



One Big Triangle

Friday

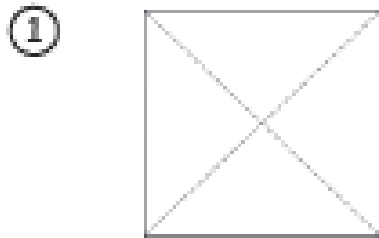
Here are nine triangles. Each one has three numbers



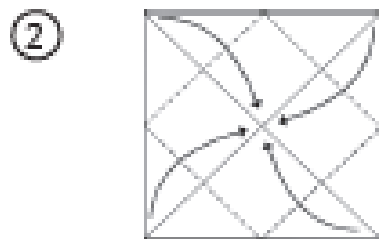
Cut them out. Your challenge is to arrange these triangles to make one big triangle, so the numbers that touch add up to 10. Good Luck!

Missing Number Bonds to 10 Fortune Teller

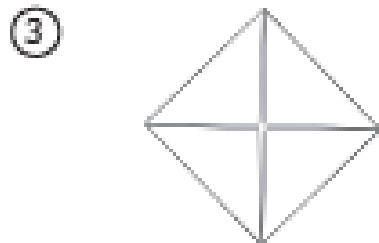
Instructions



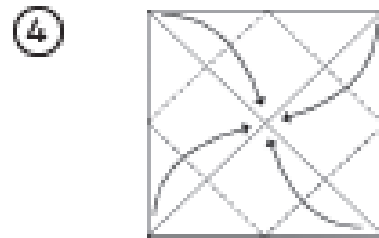
With pictures face down, fold on both diagonal lines. Unfold.



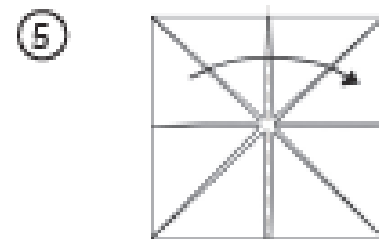
Fold all four corners to the centre.



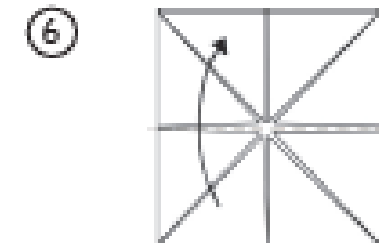
Turn paper over.




Once again, fold all corners to the centre.



Fold paper in half and unfold.



Fold in half from top to bottom. Do not unfold.



Slide thumbs and forefingers under the squares and move the fortune teller back and forth to play.

