

Monday - Language

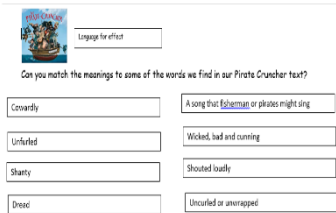
Watch the story Pirate Cruncher again!

<https://www.youtube.com/watch?v=TV4VhI6s8nk>

There are lots of new words in this story. See if you can identify any words you are not sure of and talk about them with the adult who is helping you!

Now have a go at the language task attached below.

First draw a line to match the word and its meaning. Then see if you can find and talk about some known or new words which mean similar things!




Language for effect

Can you match the meanings to some of the words we find in our Pirate Cruncher text?

Courteously	A song that Escherman or pirates might sing
Unfurlled	Wicked, bad and cunning
Shanty	Shouted loudly
Dread	Uncurled or unravelled

Year 2 Home and In School Learning

English - Reading and Writing



Key objectives:

To understand what commands are

To write commands using the correct punctuation

To understand the meanings of words and identify new words that mean similar things

To use interesting language to create a character description of Captain Purplebeard.

Remember to share anything you have done on SeeSaw!

Tuesday - Character profile



Today we are going to write a character profile of Captain Purple Beard! You may want to use some of the new words we discussed in our previous session. A character profile is where we write a SHORT passage describing how a character looks and behaves. Remember, when you describe how a character behaves it is important to mention what we know in the story that explains this. Watch **the seesaw clip** to help you! There is a **sheet attached below** if you need one for recording.

Thursday - Commands

Today we are going to think about commands. Captain Purplebeard is most definitely in charge! I imagine he often uses commands. A command is a type of sentence. Look at the **commands poster below** and watch the **you tube clip** to remind yourself what commands are!

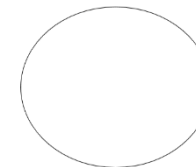


https://www.youtube.com/watch?v=aPhpZiQ_2vs

Look at the sheet attached below - circle the sentences that are commands!

Friday - Writing commands

Imagine you are the Captain of a pirate ship! What would your name be? What would you wear? What commands would you give your crew? On the **sheet attached below** draw a picture of yourself, write your pirate name and write down your commands! Watch the **seesaw clip** to help you!



My pirate name is...

Commands I would give my crew...

3

Commands

Commands are sentences that tell you to do something. They are often urgent or angry and can be very short.

Example:
Help me! Stop it.





Can you circle the commands?

Scrub down these decks!

I'm Captain Purplebeard scurge of the sea!

What shall we get the chef to cook?

Look at the map!

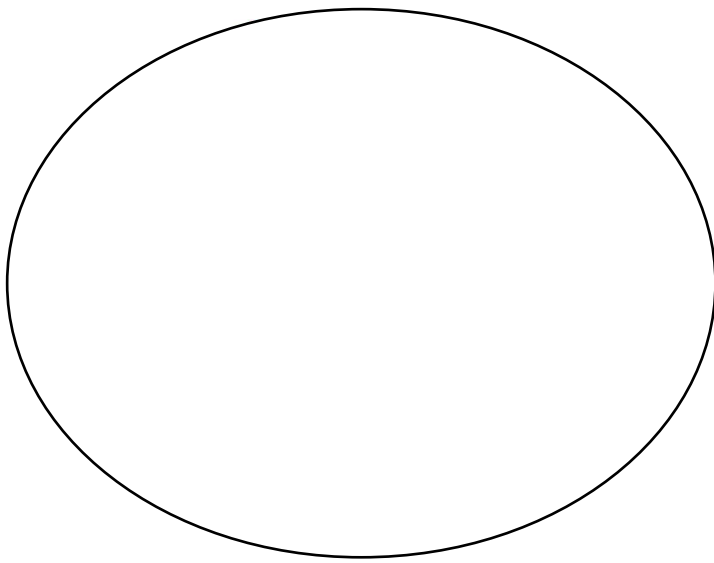
The chef will cook us salted biscuits today.

I want those rubies and diamonds!

Get aboard me hearties!

Can you show us the way?





My pirate name is...

Commands I would give my crew...



Language for effect

Can you match the meanings to some of the words we find in our *Pirate Cruncher* text?

Cowardly

A song that fisherman or pirates might sing

Unfurled

Wicked, bad and cunning

Shanty

Shouted loudly

Dread

Uncurled or unwrapped

Dastardly

Not looking forward to doing or seeing something

Filthy rich

Not being brave

Bellowed

Having a large amount of money

Can you think of another word that will suggest something similar for....

Bellowed _____

Shanty _____

Dastardly _____

Fear _____

Crunch _____

Monsterous _____

On the outside



Captain Purplebeard's Character

