



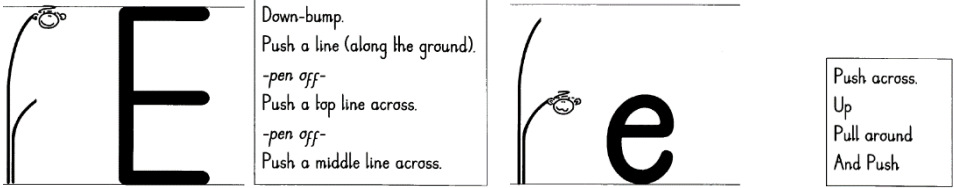

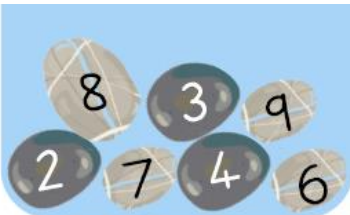


<p>Phonics 15 minutes</p>	<p>If you can, have a go at ‘flashcard speed trial’ or ‘tricky word trucks’ on phonics play (choose phase 3/5). Their website is free to use. Username: march20 Password: home new.phonicsplay.co.uk</p> <p>Sound of the day: oa (Rhyme: oa oa goat in a boat)</p> <ul style="list-style-type: none"> Put sound buttons on these words and use them to help you read them aloud. <table border="1" data-bbox="555 470 1401 622"> <tr> <td>Real</td> <td>float</td> <td>moan</td> <td>throat</td> <td>toast</td> </tr> <tr> <td>Alien </td> <td>croap</td> <td>woash</td> <td>kroalen</td> <td>shoaf</td> </tr> </table> <ul style="list-style-type: none"> Choose one of the words and put it into a sentence. Challenge: can you think of another way to make this sound? 	Real	float	moan	throat	toast	Alien 	croap	woash	kroalen	shoaf
Real	float	moan	throat	toast							
Alien 	croap	woash	kroalen	shoaf							
<p>Reading</p>	<p>Read a fiction book for 10 minutes with an adult.</p> <ul style="list-style-type: none"> Take it in turns to read a line each. Focus on adding expression to your voice. 										
<p>Writing 15 minutes</p>	<p>Have a go at writing an acrostic poem about one of the minibeasts you found or researched yesterday. Remember to write the name of the insect down the side of your page in capitals. Here’s an example:</p> <div data-bbox="451 927 1031 1234" style="border: 2px solid red; padding: 5px;"> <p>Spider Spider People are scared of spiders. It has eight legs. Different spiders are venomous. Each spider builds different webs. Red-back spiders are venomous.</p>  </div>										
<p>Handwriting 10 minutes</p>	<p>The letter family is: Special squirter (e)</p> <div data-bbox="467 1294 1425 1480">  </div> <p>Practice the capital and lower case letter in your book. Make sure you draw a tree at the start of each line to help you.</p>										
<p>Maths 15 minutes</p>	<ul style="list-style-type: none"> Mental maths: Counting forwards/backwards in 5’s. Can you make it all the way to 50? Number of the day: 8 (practice writing using a line in your book) <div data-bbox="1031 1603 1441 1760">  </div> <div data-bbox="459 1809 810 2022">  </div> <p>Have a go at creating your own addition number sentences using the numbers on the pebbles e.g. 8 + 2. If you have a dice at home, you could use this to generate your own number sentence!</p>										

Then have a go at solving them in the same way as yesterday (say it, make it, draw it, write it). How many ways can you show it?

Wider curriculum
15 minutes

Geography:

We recently learnt about the seven continents and five oceans. Can you remember their names? **Challenge:** close your eyes and take it in turns with an adult to cover one of the continents or oceans on the map with your hand. Open your eyes...can you work out which one they have hidden?



North America
South America
Africa
Europe
Antarctica
Asia
Australia

Indian Ocean
Atlantic Ocean
Pacific Ocean
Southern Ocean
Arctic Ocean