



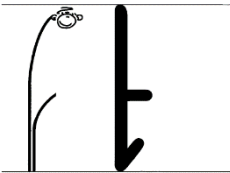






<p><b>Phonics</b> 15 minutes</p>	<p>Sound of the day: <b>ar</b> (Rhyme: ar ar start the car)</p> <ul style="list-style-type: none"> <li><b>Challenge:</b> Can you write down as many words as you can think of with the ar digraph in?</li> <li>Put sound buttons on these words and use them to help you read them aloud.</li> </ul> <table border="1" data-bbox="555 398 1401 555"> <tr> <td>Real</td> <td>sharp</td> <td>star</td> <td>charm</td> <td>March</td> </tr> <tr> <td>Alien </td> <td>garx</td> <td>splarp</td> <td>quarsh</td> <td>larb</td> </tr> </table> <ul style="list-style-type: none"> <li>Choose one of the words and put it into a sentence.</li> </ul>	Real	sharp	star	charm	March	Alien 	garx	splarp	quarsh	larb																										
Real	sharp	star	charm	March																																	
Alien 	garx	splarp	quarsh	larb																																	
<p><b>Reading</b></p>	<p>Read a book for 10 minutes with an adult.</p> <ul style="list-style-type: none"> <li>Can you summarise what happened and re-tell the story?</li> </ul>																																				
<p><b>Writing</b> 15 minutes</p>	<p>Write out the script to use for your weather report (see wider curriculum task below). Remember to include details like the day, location etc.</p>																																				
<p><b>Handwriting</b> 10 minutes</p>	<p>The letter family is: <b>Window cleaner family (l, i, t, u)</b></p> <div style="display: flex; flex-wrap: wrap;"> <div style="width: 50%; text-align: center;">  <p>Down-bump. -pen off- Push a top line across.</p> </div> <div style="width: 50%; text-align: center;">  <p>Down-bump. Flick (the water off). -pen off- Push a line across.</p> </div> <div style="width: 50%; text-align: center;">  <p>Down. Push (along the ground). Push up.</p> </div> <div style="width: 50%; text-align: center;">  <p>Down. Push (along the ground). Up, Down-bump. Flick (the water off).</p> </div> </div> <p>Practice the capital and lower case letter in your book. Make sure you draw a tree at the start of each line to help you.</p>																																				
<p><b>Maths</b> 15 minutes</p>	<p>Have a go at playing 'sum connect 4'. Roll two dice and cross off a number that is the sum. Who will be the first to get 4 in a row? Watch Gareth Metcalfe explain how it works here: <a href="https://www.youtube.com/watch?v=oqx-2-ltQ50&amp;feature=emb_title">https://www.youtube.com/watch?v=oqx-2-ltQ50&amp;feature=emb_title</a> (or search 'Connect 4 addition and subtraction games, KS1' on youtube)</p> <div style="display: flex; align-items: flex-start;"> <div style="margin-right: 20px;">  <p>Sum Connect 4</p> <table border="1" data-bbox="491 1532 735 1765"> <tr><td>7</td><td>10</td><td>8</td><td>6</td><td>8</td><td>5</td></tr> <tr><td>6</td><td>3</td><td>11</td><td>5</td><td>3</td><td>7</td></tr> <tr><td>9</td><td>7</td><td>8</td><td>7</td><td>6</td><td>9</td></tr> <tr><td>7</td><td>4</td><td>6</td><td>5</td><td>9</td><td>5</td></tr> <tr><td>10</td><td>6</td><td>12</td><td>8</td><td>2</td><td>11</td></tr> <tr><td>4</td><td>8</td><td>9</td><td>4</td><td>10</td><td>7</td></tr> </table> </div> <div> <p>You will need to either download/print or write out your own grid. They can be found here: <a href="http://www.iseemaths.com/wp-content/uploads/2018/10/Sum-Connect-4.pdf">http://www.iseemaths.com/wp-content/uploads/2018/10/Sum-Connect-4.pdf</a></p> <p>If you don't have a dice then you can google 'roll dice' and there is a virtual one you can use.</p> </div> </div>	7	10	8	6	8	5	6	3	11	5	3	7	9	7	8	7	6	9	7	4	6	5	9	5	10	6	12	8	2	11	4	8	9	4	10	7
7	10	8	6	8	5																																
6	3	11	5	3	7																																
9	7	8	7	6	9																																
7	4	6	5	9	5																																
10	6	12	8	2	11																																
4	8	9	4	10	7																																
<p><b>Wider curriculum</b> 15 minutes</p>	<p><b>Science:</b> Take a look outside- can you describe what the weather is like? Have a go at filming a weather report (you could upload this to seesaw).</p> 																																				

**Year 1 Home Learning**

**Date: 03.04.20**